

GALLO Series

Porcelain / Stone-look



The GALLO Series captures the quiet elegance of natural stone through fluid and textures that flow with depth and movement. Available in four sophisticated tones, it evokes a sense of calm and timeless beauty. The interplay of light and shade across its soft, undulating surface creates an atmosphere of modern serenity, making GALLO the perfect choice for spaces that seek both refinement and warmth.

Vedere.


W: www.vedere.com.au
P: 1300 697 033
E: info@vedere.com.au




Specifications

	Application:	Floor & Wall Tiles
	Material:	Porcelain
	Colours:	White, Beige, Grey, Charcoal* (*Indent Colour)
	Sizes (mm):	300x300, 300x600, 600x600, 600x1200, 400x600x20mm Paver, 400x600x20mm Bullnose Pencil Edge
	Finishes:	Silk, Matt - P4, Grip - P5
	Thickness:	10mm (^Except 20mm for Paver)
	Variation:	V3
	Edge:	Rectified

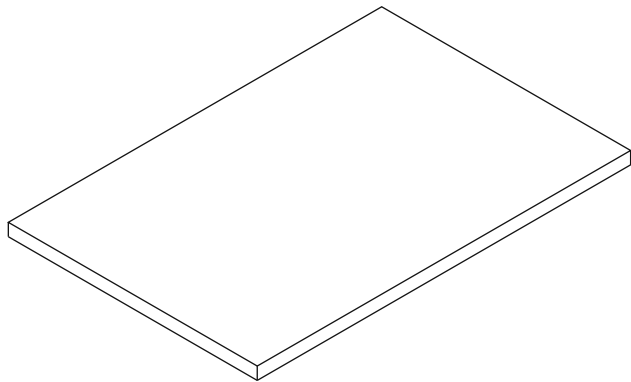
Sizes (mm)




300x300




300x600




400x600x20mm Bullnose



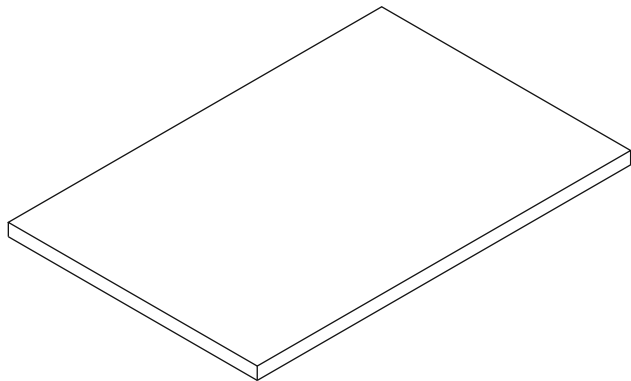
600x600



600x1200



1200x1200



600x600x20mm Paver

Colours



White



Beige



Grey



Charcoal



W: www.vedere.com.au
P: 1300 697 033
E: info@vedere.com.au

- Natural variation is an inherent characteristic of tiles and stone.
- Sizes, finishes, and slip ratings are nominal and may vary between series.
- Availability of sizes and finishes may vary across colours.

GALLO Series



GALLO Beige + Grey Matt / 600x600 + 600x1200



GALLO White Matt / 300x600

Vedere.

W: www.vedere.com.au
P: 1300 697 033
E: info@vedere.com.au

- Natural variation is an inherent characteristic of tiles and stone.
- Sizes, finishes, and slip ratings are nominal and may vary between series.
- Availability of sizes and finishes may vary across colours.

GALLO Series



GALLO Charcoal Matt / 300x600



GALLO Grey Matt / 300x600





Vedere.

W: www.vedere.com.au
P: 1300 697 033
E: info@vedere.com.au

- Natural variation is an inherent characteristic of tiles and stone.
- Sizes, finishes, and slip ratings are nominal and may vary between series.
- Availability of sizes and finishes may vary across colours.

GALLO Series

Range

					
Colours		White	Beige	Grey	Charcoal* (Indent Colour)
✂ 10mm	300x300mm	Matt - P4	Matt - P4	Matt - P4	Matt - P4
✂ 10mm	300x600mm	Matt - P4	Matt - P4	Matt - P4	Matt - P4
✂ 10mm	600x600mm	Silk / Matt - P4	Silk / Matt - P4	Silk / Matt - P4	Silk / Matt - P4
✂ 10mm	600x1200mm	Silk / Matt - P4	Silk / Matt - P4	Silk / Matt - P4	Silk / Matt - P4
✂ 20mm	400x600x20mm Paver	Grip - P5	Grip - P5	Grip - P5	Grip - P5
✂ 20mm	400x600x20mm Paver Bullnose Pencil Edge	Grip - P5	Grip - P5	Grip - P5	Grip - P5



W: www.vedere.com.au
P: 1300 697 033
E: info@vedere.com.au

- Natural variation is an inherent characteristic of tiles and stone.
- Sizes, finishes, and slip ratings are nominal and may vary between series.
- Availability of sizes and finishes may vary across colours.

GALLO Series